



We make it visible.

User

User ID:

Password:

Login

> NEW? Register now!
> Forgot Password?

Applications

> Biomedical Applications
> Materials Applications

Microscopes

> Upright microscopes
> Inverted microscopes
> Stereomicroscopes
> Zoom Microscopes

Computers

> Computers

Software

> AxioVision Software
> ZEN Software

Accessories

> Accessories

Tools

> Camera Assistant
> Filter Assistant

■ Objective Assistant

Further Products

> Service

Search

Carl Zeiss Microscopy, LLC
One Zeiss Drive
Thornwood, NY 10594
United States

micro@zeiss.com
+1 800 233 2343

Visit us on:

Facebook

Twitter

YouTube

Delivery is free.



powered by VeriSign

© 2006-2012 Carl Zeiss

Microscopy & Imaging | Online Shop

Carl Zeiss Microscopy, LLC, United States

Homepage | Basket | Contact | Carl Zeiss Worldwide



Objective Assistant

[+ Italiano](#) [+ Español](#)

[+ Objective Assistant](#) [+ List of Objectives](#)

[Print](#)

Objective data

[PDF Brochure: Objectives from Carl Zeiss \(5 MB\)](#)

Objective Class: LD Plan-Neofluar

Objectives for inverted research microscopy with long working distance



[→ Transmittance curve](#)

Objective LD Plan-Neofluar 20x/0.4 Corr M27

421350-9970-000

[Basket](#)

Price	→ Price
Magnification	20x
Numerical Aperture	0.4
Working Distance [mm]	7.9 at cover glass 0.75
Coverglass Thickness [mm]	0-1.5
Thread Type	M27x0.75
Immersion	Without Immersion
Field of View [mm]	23
Parfocal Length [mm]	45.06
Long Distance (LD)	■
Correction Ring (Korr)	■
Iris (Iris)	
Optical System	Infinity Color Corrected System (ICS)
Flatness	★★★★
Color Correction	★★★★

Biomedical Applications

Fluorescence	■
- Multichannel	★★★★
- Ultraviolet Transmission	★★★★
- Infra Red Transmission	★★★★
BrightField (H)	■
Differential Interference Contrast (DIC)	★★★★
High Contrast DIC (HC DIC)	
PlasDIC Contrast	■
Phase Contrast (PH)	
VAREL Contrast	
Hoffman Modulation Contrast (HMC)	
Polarization Contrast (POL)	

Materials (Reflected Light) Applications

BrightField (H)	
BrightField/DarkField (HD)	
Reflected Light DIC (RL DIC)	
High Contrast DIC (HC DIC)	
DIC with circular polarized light (C-DIC)	
Total Interference Contrast (TIC)	
Polarization Contrast (POL)	

Options

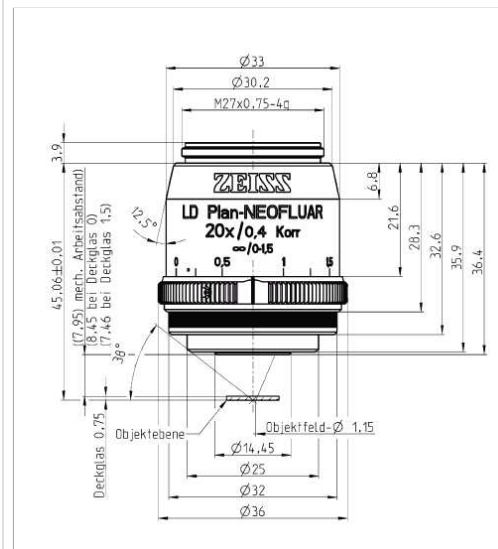
Confocal Microscopy	■
- Ultra Violet	★★★★
- VIS (visible light)	★★★★
NLO-IR / 2 Photon	★★
Total Internal Reflection Fluorescence (TIRF)	

Objective LD Plan-Neofluar 20x/0.4 Corr M27



(D=0-1.5mm) (WD=8.4mm at D=0mm and WD=7.4mm at D=1.5mm)

Mechanical Dimensions

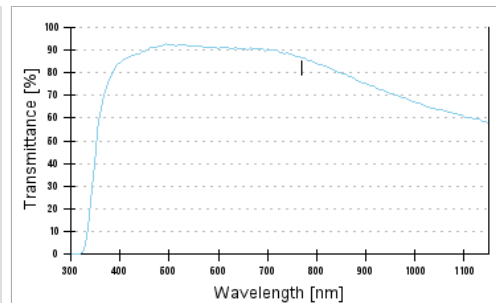


All measures in [mm]

mech. Arbeitsabstand = mechanical working distance
Deckglas = cover glass
Objektebene = object plane
Objektfeld = object field
Ausleuchtung = illumination
Probenzugänglichkeit = specimen accessibility

Transmittance curve


ApoTome	
Microdissection	■



Please note that due to production tolerances, the given values are typical only and not guaranteed.


Fitting Accessories for
421350-9970-000 Objective LD Plan-Neofluar 20x/0.4 Corr M27

DIC sliders



PlasDIC slider for LD PN 20x/0.40 corr
Order Number: 444504-0000-000

[→ Price](#) [Compatibility](#) [Basket](#)




DIC slider LD PN 20x/0.40 II
Order Number: 426954-0000-000

[→ Price](#) [Compatibility](#) [Basket](#)

The contents of the basket can be:

- + ordered online
- + printed as a fax order
- + requested as a written quotation
- + saved as a shopping list


Other Accessories



Adapter 30mm with optics and DIC slider mount
Order Number: 424516-9040-000
for adaptation of objectives M27 with parfocal length of 45 mm


Note: This item is no longer available.

[→ Price](#) [Compatibility](#)



Adapter 30mm with optics and DIC slider mount
Order Number: 424516-9041-000
for adaptation of objectives M27 with parfocal length of 45mm

[→ Price](#) [Compatibility](#) [Basket](#)



Objective ring ACR for objective sleeve conical short
Order Number: 424509-0000-000

[→ Price](#) [Compatibility](#) [Basket](#)