



We make it visible.

User

User ID:

Password:

Login

> NEW? Register now!  
> Forgot Password?

Applications

- > Biomedical Applications
- > Materials Applications

Microscopes

- > Upright microscopes
- > Inverted microscopes
- > Stereomicroscopes
- > Zoom Microscopes

Computers

- > Computers

Software

- > AxioVision Software
- > ZEN Software

Accessories

- > Accessories

Tools

- > Camera Assistant
- > Filter Assistant
- Objective Assistant

Further Products

- > Service

Search

Carl Zeiss Microscopy, LLC  
One Zeiss Drive  
Thornwood, NY 10594  
United States

micro@zeiss.com  
+1 800 233 2343

Visit us on:

- Facebook
- Twitter
- YouTube

Delivery is free.



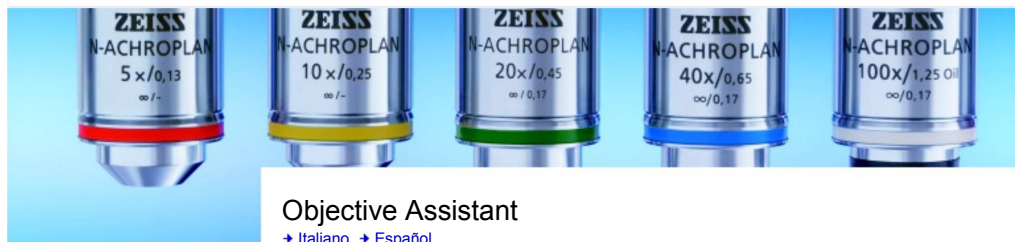
powered by VeriSign

© 2006-2013 Carl Zeiss

Microscopy & Imaging | Online Shop

Carl Zeiss Microscopy, LLC, United States

Homepage | Basket | Contact | Carl Zeiss Worldwide



Objective Assistant

→ Italiano → Español

→ Objective Assistant → List of Objectives

Print

Objective data

PDF Brochure: Objectives from Carl Zeiss (5 MB)

Objective Class: C-Apochromat

Water immersion objectives for supreme demands with confocal microscopy



→ Transmittance curve

Objective C-Apochromat 63x/1.20 W Corr M27

421787-9970-000

Basket

Price	→ Price
Magnification	63x
Numerical Aperture	1.2
Working Distance [mm]	0.28 at cover glass 0.17
Coverglass Thickness [mm]	0.14-0.19
Thread Type	M27x0.75
Immersion	Water
Field of View [mm]	25
Parfocal Length [mm]	45.06
Long Distance (LD)	
Correction Ring (Korr)	■
Iris (Iris)	
Optical System	Infinity Color Corrected System (ICS)
Flatness	★★★★★
Color Correction	★★★★★

Biomedical Applications

Fluorescence	■
- Multichannel	★★★★★
- Ultraviolet Transmission	★★★★
- Infra Red Transmission	★★★★★
BrightField (H)	■
Differential Interference Contrast (DIC)	★★★★★
High Contrast DIC (HC DIC)	■
PlasDIC Contrast	
Phase Contrast (PH)	
VAREL Contrast	
Hoffman Modulation Contrast (HMC)	
Polarization Contrast (POL)	

Materials (Reflected Light) Applications

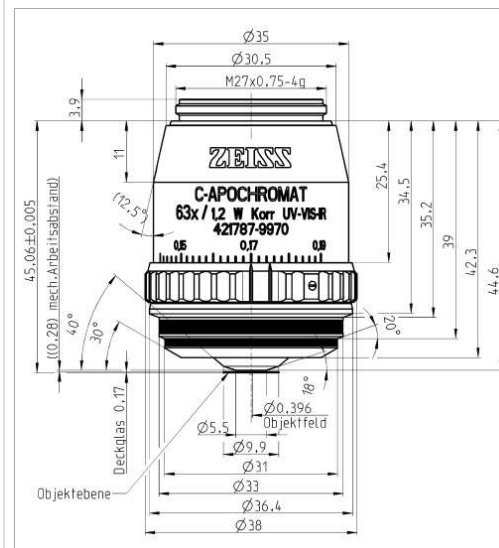
BrightField (H)	
BrightField/DarkField (HD)	
Reflected Light DIC (RL DIC)	
High Contrast DIC (HC DIC)	
DIC with circular polarized light (C-DIC)	
Total Interference Contrast (TIC)	
Polarization Contrast (POL)	
Options	
Confocal Microscopy	■
- Ultra Violet	★★★★
- VIS (visible light)	★★★★★
NLO-IR / 2 Photon	★★★★★
Total Internal Reflection Fluorescence (TIRF)	

Objective C-Apochromat 63x/1.20 W Corr M27



(D=0.14-0.19mm) (WD=0.28mm at D=0.17mm), UV-VIS-IR incl. Immersol W, bottle 20 ml and Cover glasses, high performance, D=0.17mm, box with 100 pc.

Mechanical Dimensions

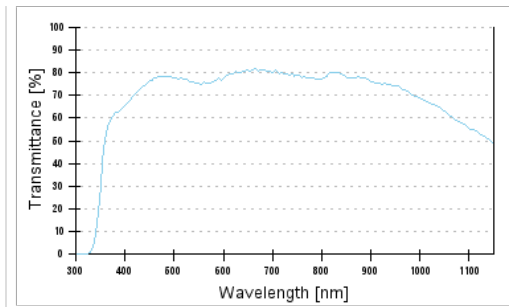


All measures in [mm]

mech. Arbeitsabstand = mechanical working distance  
Deckglas = cover glass  
Objektebene = object plane  
Objektfeld = object field  
Ausleuchtung = illumination  
Probenzugänglichkeit = specimen accessibility

Transmittance curve


ApoTome	<input type="checkbox"/>
Microdissection	<input type="checkbox"/>



Please note that due to production tolerances, the given values are typical only and not guaranteed.

**Fitting Accessories for**  
421787-9970-000 Objective C-Apochromat 63x/1.20 W Corr M27

**DIC sliders**



**DIC slider EC PN 63x/1.25 II HC, CA 63x/1.2 W II HC**  
Order Number: 426950-0000-000

[Price](#)

[Compatibility](#) [Basket](#)



**DIC slider EC PN 63x/1.25 III, CA 63x/1.2 W III**  
Order Number: 426946-0000-000

[Price](#)

[Compatibility](#) [Basket](#)

**The contents of the basket can be:**

- + ordered online
- + printed as a fax order
- + requested as a written quotation
- + saved as a shopping list

**Other Accessories**



**Adapter 30mm with optics and DIC slider mount**  
Order Number: 424516-9040-000  
for adaptation of objectives M27 with parfocal length of 45 mm

[Price](#)

**Note: This item is no longer available.**

[Compatibility](#)



**Adapter 30mm with optics and DIC slider mount**  
Order Number: 424516-9041-000  
for adaptation of objectives M27 with parfocal length of 45mm

[Price](#)

[Compatibility](#) [Basket](#)



**Cover glasses, high performance, D=0.17mm, box with 1000 pc.**  
Order Number: 474030-9000-000  
Size 18x18 mm<sup>2</sup> type 1 1/2 H as per ISO 8255-1 with restricted thickness-related tolerance D=0.17 mm +/- 0.005 mm refractive index ...

[Price](#)

[Compatibility](#) [Basket](#)



**Objective heater 33/38 S1 (D)**  
Order Number: 411860-9067-000  
- with oil discharge channel - clamping via front dia. 33 mm - max. objective dia. 38 mm - temperature range of room temperature u ...

[Price](#)

[Compatibility](#) [Basket](#)



**Objective ring ACR for objective sleeve conical long**  
Order Number: 424510-0000-000

[Price](#)


[Compatibility](#) [Basket](#)



**Transmission grid H1 ApoTome for Axio Imager**  
Order Number: 423662-0000-000

[→ Price](#)

[Compatibility](#) [Basket](#)



**Transmission grid PH "ApoTome"**  
**Order Number:** 000000-1151-001  
for Axioplan 2

[Share](#) [Share](#)

**Note:** This item is no longer available.

[→ Price](#)

[Compatibility](#)



**Transmission grid VH ApoTome**  
**Order Number:** 000000-1151-002  
for Axio Observer and Axiovert 200

[→ Price](#)

[Compatibility](#) [Basket](#)

**Immersion**



**Box of lens cleaning paper (300 sheets)**  
**Order Number:** 462975-0000-000

[→ Price](#)

[Compatibility](#) [Basket](#)



**Immersion medium Immersol W 2010, oiler 20 ml**  
**Order Number:** 444969-0000-000  
ne=1.3339 (23°C) for water immersion

[→ Price](#)

[Compatibility](#) [Basket](#)



**Immersion medium "Immersol" W, oiler 20 ml**  
**Order Number:** 000000-1252-136  
ne=1.3339 (23°C) for water immersion

**Note:** This item is no longer available.

[→ Price](#)

[Compatibility](#)

[More|](#)

[Share](#)

[Share](#)